

# Oak Park, IL



UNEMPLOYMENT RATE



FAMILIES  
SERVED FROM  
OAK PARK  
DURING FY2016

13.5%  
FOOD INSECURE



SOURCE: Oak Park River Forest Food Pantry data,  
Feeding America's Map the Meal Gap 2015

# Berwyn, IL



UNEMPLOYMENT RATE



FAMILIES  
SERVED FROM  
BERWYN  
DURING FY2016

9%  
FOOD INSECURE



SOURCE: Oak Park River Forest Food Pantry data,  
Feeding America's Map the Meal Gap 2015

# River Forest, IL

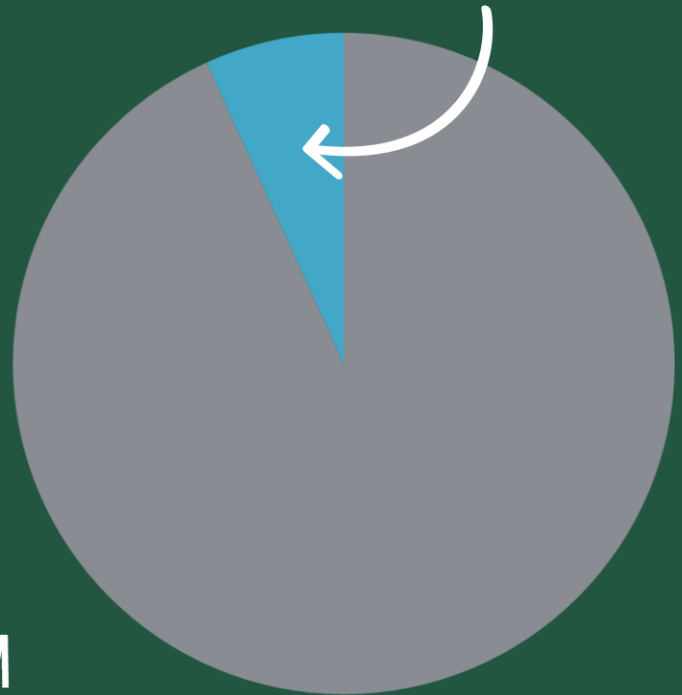


UNEMPLOYMENT RATE



FAMILIES  
SERVED FROM  
RIVER FOREST  
DURING FY2016

6.8%  
FOOD INSECURE



SOURCE: Oak Park River Forest Food Pantry data,  
Feeding America's Map the Meal Gap 2015

# Forest Park, IL

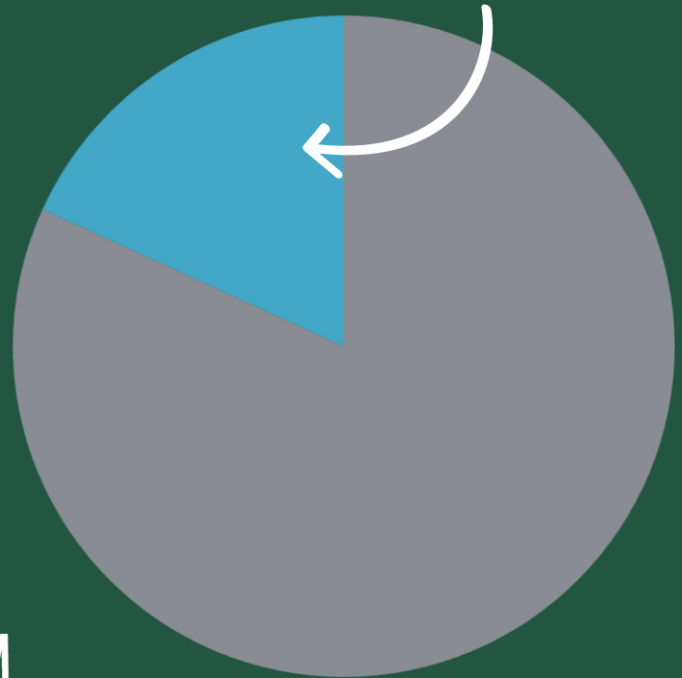
12%

UNEMPLOYMENT RATE



780  
FAMILIES  
SERVED FROM  
FOREST PARK  
DURING FY2016

18.2%  
FOOD INSECURE



SOURCE: Oak Park River Forest Food Pantry data,  
Feeding America's Map the Meal Gap 2015

# Chicago (Austin)

**23%**

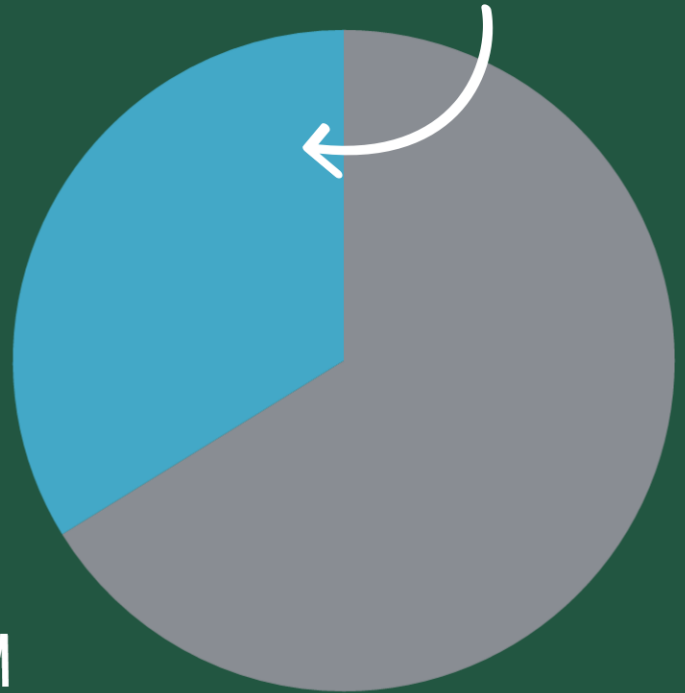
UNEMPLOYMENT RATE



**5,892**

FAMILIES  
SERVED FROM  
AUSTIN  
DURING FY2016

**33.8%**  
FOOD INSECURE



SOURCE: Oak Park River Forest Food Pantry data,  
Feeding America's Map the Meal Gap 2015

# Chicago (Humboldt Park)



UNEMPLOYMENT RATE



FAMILIES  
SERVED FROM  
HUMBOLDT PARK  
DURING FY2016

22.1%  
FOOD INSECURE



SOURCE: Oak Park River Forest Food Pantry data,  
Feeding America's Map the Meal Gap 2015

# Child Hunger



**1 in 6**

---

children are  
food insecure  
in the US



**34%**

---

of families served  
by OPRF Food  
Pantry include at  
least 1 child

